

Name \_\_\_\_\_



# The Sentence Doctor

Directions: Fix the sentences on the lines below.

1. my Little dog Can rUn

---

---

---

2. tHe big rAM is on A loG

---

---

---

3. I see a buG on THE rug

---

---

---

4. sam the cat ls on a mAt

---

---

---

5. wow, I SEE sam

---

---

---

think

ran

let

help

make

going

their

here

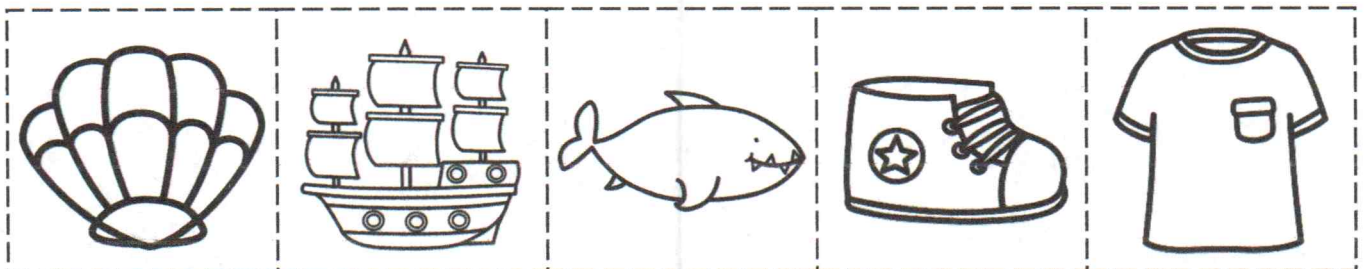
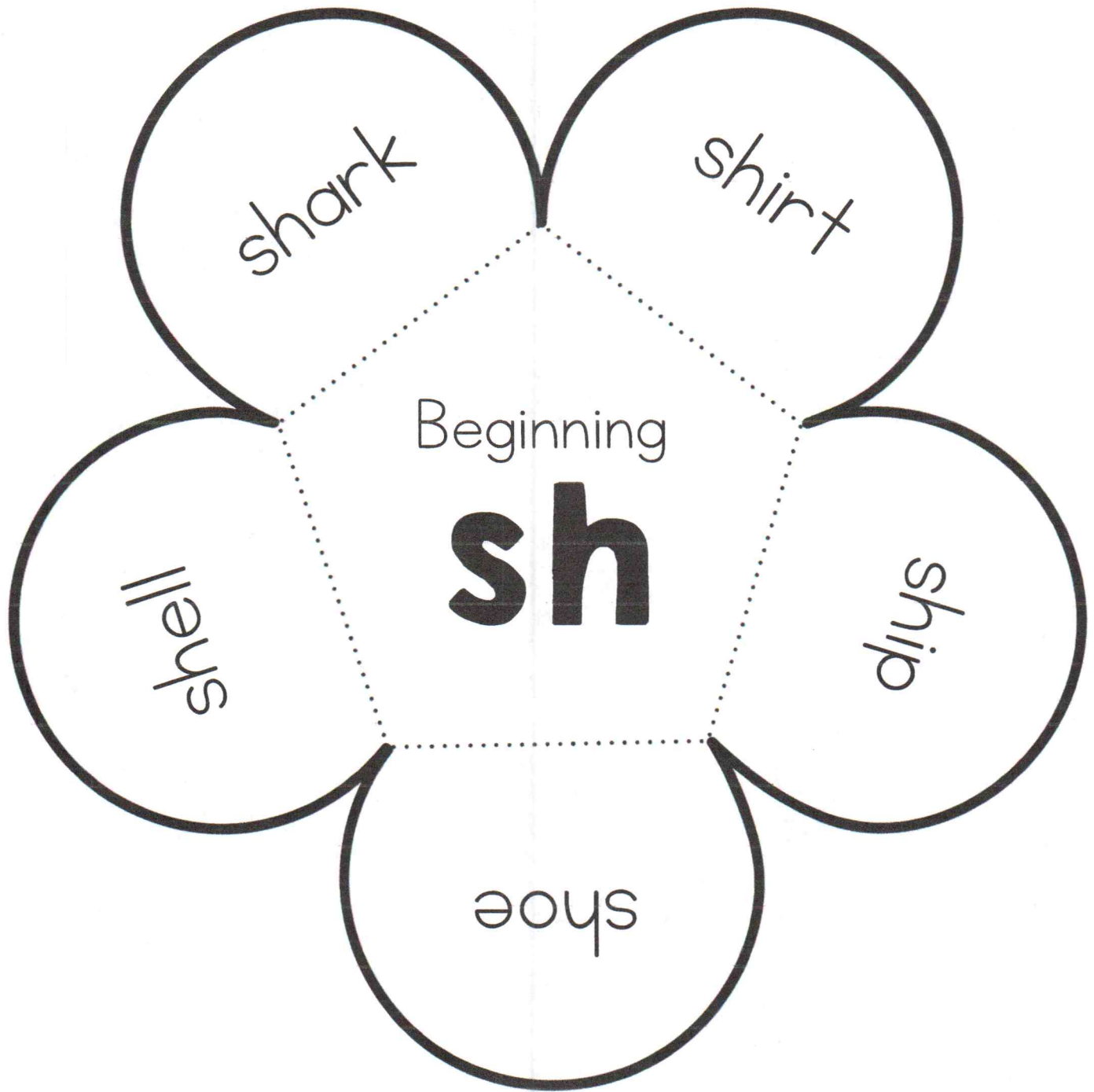
saw


call

after

well


Cut out the flower and glue down in the center. Lift up the flaps and glue the correct picture under each word.





Name: \_\_\_\_\_

**-sh- words**




Fill in the blank	Write the word	Draw the word
_ _ ark		
_ _ ell		
_ _ ip		
wi _ _		
tra _ _		
spid _ _		

Write a sentence with 2 -sh words.

# Picture Cards


## Living and Nonliving




Water



Fire



Tree




Sun



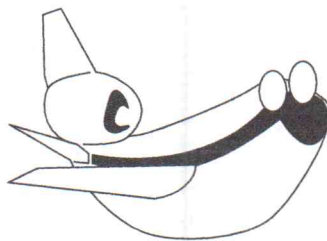
Rain



Snowman




Car



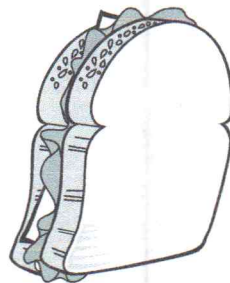
Airplane




Bee



Cow



Sandwich



Butterfly

Name: \_\_\_\_\_

# Living and Non-Living

## Goldfish VS. Goldfish Cracker

I live in water.

I breathe air.

I eat food.

I do not breathe air.

I live in a box.


I do not eat food.

I can't move on my own.


I can change and grow.

I stay the same size.



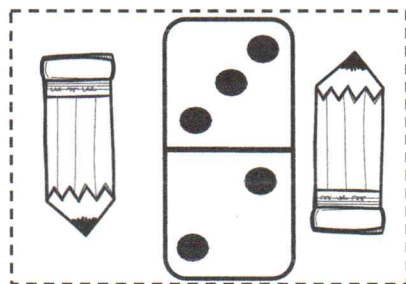
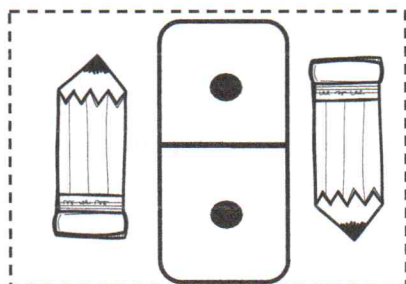
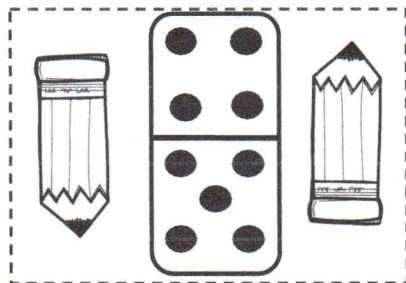
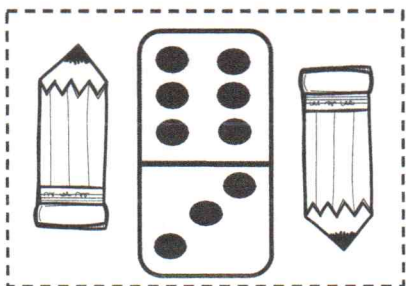



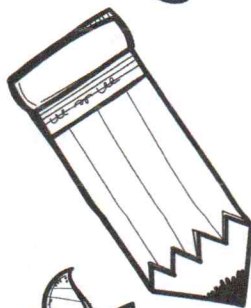



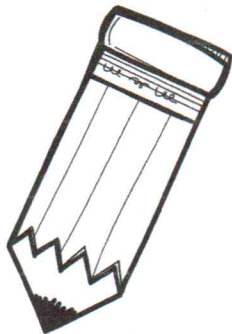



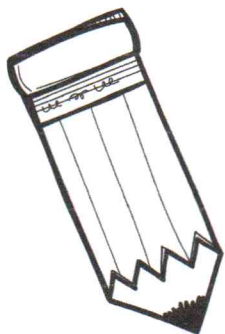
I can move on my own.



Name: \_\_\_\_\_




# Domino Number Bonds



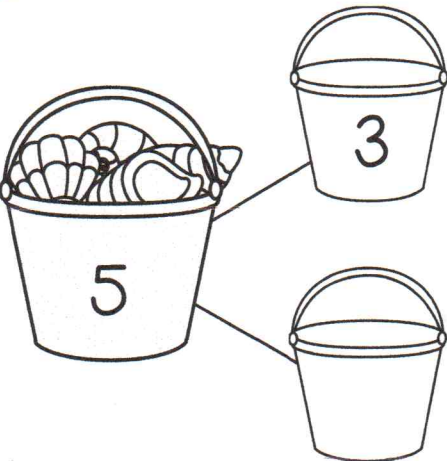
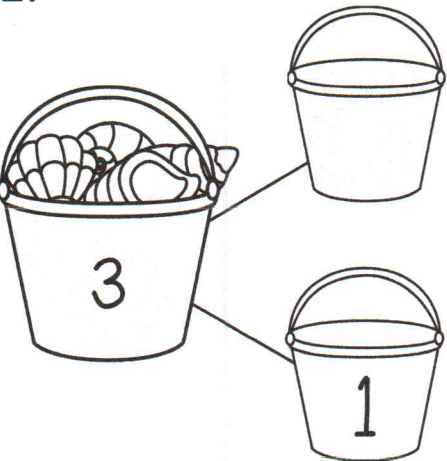
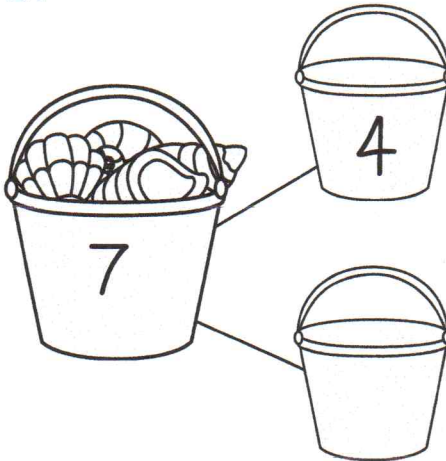
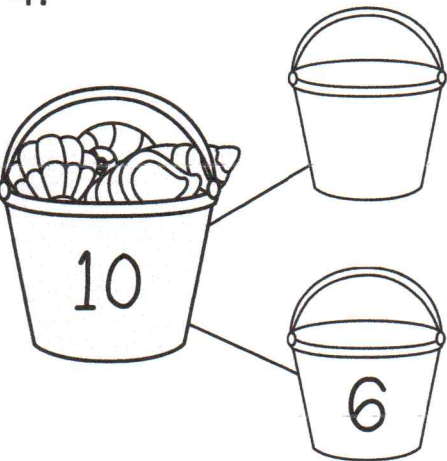
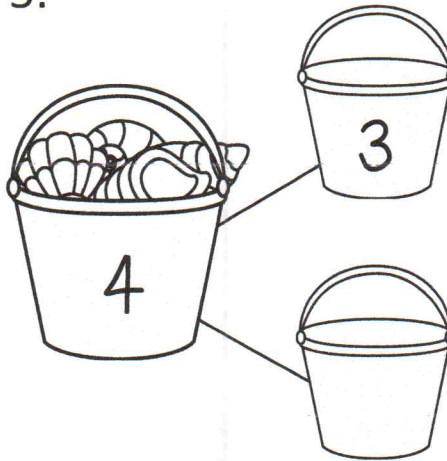
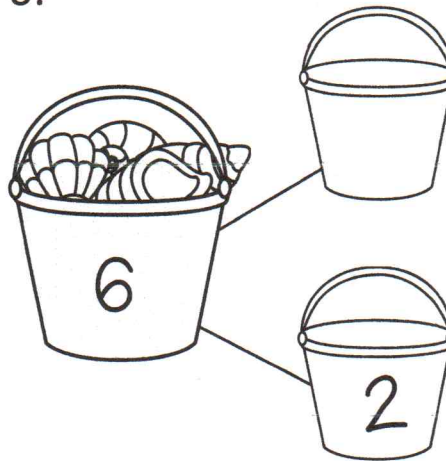
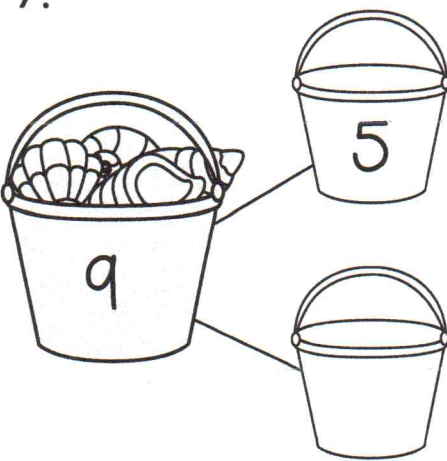
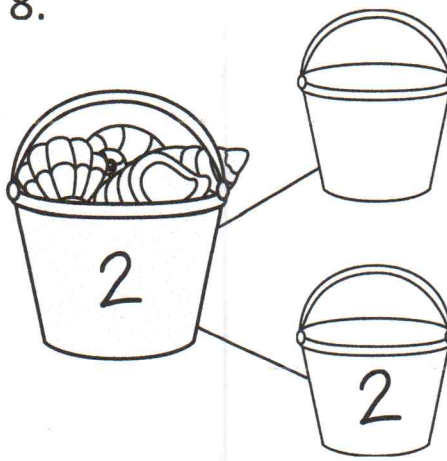
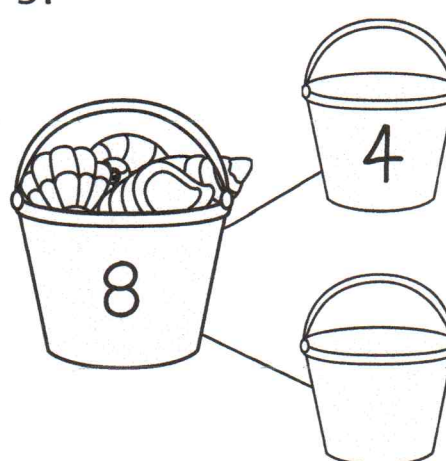


Name \_\_\_\_\_




# Beach bucket number bonds

Directions: Write the number to complete the number bond.


1. 	2. 	3. 
4. 	5. 	6. 
7. 	8. 	9. 

Name \_\_\_\_\_




Four sets of primary writing lines. Each set consists of a solid top line, a dashed middle line, and a solid bottom line, providing a guide for letter height and placement.

Name \_\_\_\_\_



Four sets of handwriting lines, each consisting of a solid top line, a dashed middle line, and a solid bottom line.

Name \_\_\_\_\_




Four sets of handwriting practice lines. Each set consists of a solid top line, a dashed middle line, and a solid bottom line, providing a guide for letter height and placement.

Name \_\_\_\_\_

Handwriting practice lines consisting of 10 sets of three horizontal lines (top solid, middle dashed, bottom solid).

Name \_\_\_\_\_



# Color by Sight Word

Directions: Read the word and color the picture that matches the sight word.

other

were

she

from

